



PEGASUS

Alu-Tech Bodyshell



YOUR PASSPORT TO ADVENTURE
www.baileypegasus.co.uk





PEGASUS

Pegasus is a leisure vehicle that allows you to enjoy life to the full. Think performance, durability, comfort and style - at any time and in any situation.

A caravan that
defies convention,
without concession
or compromise.

Pegasus is your passport to adventure.





PRODUCT DEVELOPMENT

To bring a product as advanced as Pegasus to market it has been necessary to implement the most comprehensive test and validation programme ever undertaken for a new touring caravan.

For over two years, the Bailey Development Team has subjected Pegasus to a series of accelerated life tests to enhance its structural durability and thermal capabilities at the Millbrook Proving Ground – the first choice facility of the global automotive industry.

Additional research carried out by The University of Bath – the leading independent authority in the field of towing dynamics – into body shell strength and stability has ensured that every aspect of the design has been thoroughly evaluated.

The result is a caravan that is a triumph of engineering and technological advancement. A product that is so unique that it has necessitated the commissioning of over **one hundred bespoke tools** to build it, with a design so advanced that it has **five new patents pending**.

Pegasus – one day, all caravans will be made this way

Pegasus Development Partners



ALL WEATHER VEHICLE

The new Bailey Pegasus, featuring the new Alu-Tech body shell, allows you to holiday all year round - whatever the weather.

Thicker body shell panels featuring superior grade polystyrene, and extra insulation to pipe runs and wheel boxes have greatly enhanced the thermal properties of the caravan. As a result Pegasus becomes the first UK caravan to achieve the **Grade III Classification of Thermal Insulation for EN1645-I**, keeping you warm in winter and cool in summer, as well as making your caravan more economical to own.

Engineered to ensure it remains weatherproof and structurally sound, the Alu-Tech body shell sets new standards in durability. A new design interlocking external framework helps reduce the number of external joints and fixing points by 90%, thus minimising the number of potential water access points and improving the overall integrity of the protective shell.


While timber free body shell panels, featuring a composite plastic internal skeleton and low absorbency buffer zones surrounding windows and doors, offer a second line of defence limiting the impact any possible ingress may cause.

So confident are we of the performance of this new shell that it comes supplied with a market leading **ten year integrity guarantee*** – providing you with additional peace of mind by protecting your investment.



*Terms and conditions apply. 10 - Year integrity guarantee comprises of 6 years standard warranty cover and 4 years extended warranty cover supplied free of charge. Please visit www.baileypegasus.co.uk for more information on the Pegasus warranty package.

www.baileyalu-tech.co.uk



SIDE CONSTRUCTION 1

FIRST LINE OF DEFENCE
- INGRESS PREVENTION

90% REDUCTION IN THE NUMBER OF
EXTERNAL JOINTS & FIXING POINTS

NO EXTERIOR
FIXING POINTS FOR
ALUMINIUM EXTRUSION
FRAMEWORK

IMPACT RESISTANT
3000 SERIES
SINGLE SHEET
ALUMINIUM SKIN

SIDE CONSTRUCTION 2

SECOND LINE OF DEFENCE
- INGRESS MANAGEMENT

TIMBER FREE PANEL CONSTRUCTION

HIGH DENSITY
POLYSTYRENE
INSULATION

COMPOSITE PLASTIC
INTERNAL SKELETON

SIDE CONSTRUCTION 3

SECOND LINE OF DEFENCE
- INGRESS MANAGEMENT

TIMBER FREE PANEL CONSTRUCTION

EASY CLEAN SINGLE SHEET
GRP INNER WALL

FLUSH FIT INTEGRAL EXTERIOR
SERVICE DOORS

LOW ABSORBENCY BUFFER ZONES
SURROUNDING WINDOW AND DOOR
APERATURES

SIDE PANEL THICKNESS = 37MM V 28MM
IN CLASSIC CONSTRUCTION (30% THICKER)
CEILING PANEL THICKNESS = 37MM V 31MM
IN CLASSIC CONSTRUCTION (20% THICKER)

ALL TERRAIN VEHICLE

The new Bailey Pegasus really is the 'go anywhere, do anything' vehicle.

The Alu-Tech Construction System incorporates state of the art vehicle technology featuring an interlocking aluminium external framework that clamps the body panels together to produce a shell that is considerably stronger than one manufactured using traditional methods – strong enough, in fact, to support the weight of a typical family estate car!

The five part assembly – including a unique single piece front and roof section – makes the caravan more aerodynamic and ensures a smoother and more efficient

ride. Its more balanced overall design – with a larger proportion of weight concentrated at the centre – makes the caravan inherently more stable enabling it to take even the most demanding journeys in its stride.

And when you consider that all these benefits of ownership have been achieved without a weight penalty you can begin to see why the Alu-Tech construction system is so unique.

However the new Bailey Pegasus is so much more than just a high performance body shell.

It looks good too! The Pegasus's new aero-dynamic body profile, colour coded aluminium extrusions, clean exterior lines featuring single piece side walls, flush fitting windows and service locker doors immediately catch the eye and announce that you travel and arrive in style. While practical touches such as twin wet locker storage compartments and LED lit front and rear grab handles make the operation of the vehicle a more user-friendly experience.



Bailey Pegasus trial of strength. Total load on caravan roof = 1,630 kgs



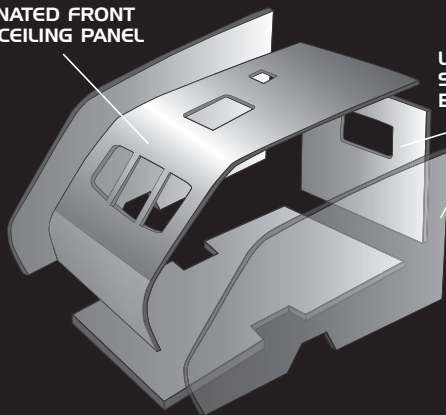
AL-KO ATC Trailer Control System &
AL-KO AKS 3004 Stabiliser



AL-KO Shock Absorbers

FIVE PART FULLY BONDED EXTERIOR PANEL ASSEMBLY SYSTEM


SINGLE PIECE
LAMINATED FRONT
AND CEILING PANEL



LAMINATED
SIDE AND
BACK PANELS

INTERLOCKING ALUMINIUM EXTRUSION EXTERNAL FRAMEWORK

- PROVIDES STRUCTURAL SUPPORT
- NO EXTERNAL FIXING POINTS



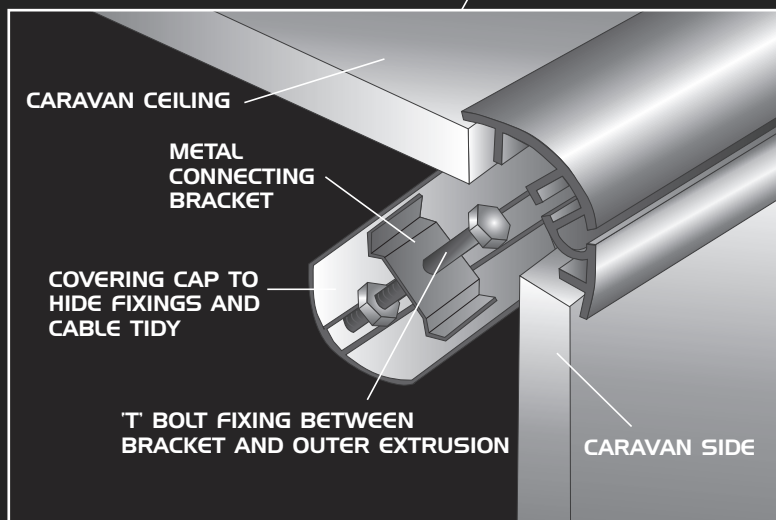
CARAVAN CEILING

METAL
CONNECTING
BRACKET

COVERING CAP TO
HIDE FIXINGS AND
CABLE TIDY

T' BOLT FIXING BETWEEN
BRACKET AND OUTER EXTRUSION

CARAVAN SIDE





STYLE & INNOVATION

Innovation does not stop at the entrance door either.

The first thing you will notice when you step inside is the feeling of extra space. This is created by an increase in internal headroom which is now, thanks to the flat panel roof construction, a market leading 1.96m (6'5") throughout the length of the caravan. The unique Alu-Tech body shell profile also produces extra room at the front of the caravan resulting in a more spacious lounge, featuring a window shelf wide enough to become a dedicated television station.



Market leading headroom 1.96m (6'5")



Pegasus 514 in optional Scorpio upholstery



Top left clockwise: Large front window shelf, flush fit furniture doors, slide out footrests, lift up bed box bases & floating fascia overhead storage lockers



STYLE & INNOVATION

New design lift up front bed boxes, that give unrivalled access to ground level storage, also incorporate dual purpose slide out units that act as foot rests by day and sturdy, easy to operate bed bases by night.

A versatile multi-position modular lounge allows you to site an optional chest of drawer unit, featuring a re-engineered pull out occasional table, in a number of different locations to create a configuration to suit your own individual lounging, dining and sleeping requirements.

Interiors are as elegant as they are practical with a suite of beautiful floating fascia overhead lockers complemented by streamlined furniture units featuring flush fit doors. Three contemporary new soft furnishing schemes, that now include sculpted arm and back rests, provide the perfect blend of style and comfort.

The specification list reflects the aspirational nature of the product and features everything you will need for a relaxing and enjoyable holiday. Notably this includes updated kitchen appliances and a


new branded freestanding home entertainment system incorporating a 15" flat screen television and DVD player.

Plus, to ensure your investment is well protected, Pegasus comes with the TRACKER Monitor Stolen Vehicle Recovery System, a TRACKER alarm and an AL-KO Secure portable wheel lock as standard.

All of which makes Pegasus the complete caravan - a caravan that is set to re-define the outdoor leisure vehicle for ever.



Pegasus 534 in standard Gemini upholstery



The multi-position modular lounge allows you to create a configuration to suit your own individual lounging, dining & sleeping arrangements (chest of drawers available as a cost option)

Product Specification

Soft Furnishing Options



Standard Gemini upholstery



Optional Scorpio upholstery



Optional Capricorn upholstery



Deep pile drop in carpets

ALU-TECH BODY SHELL

Supplied with a market leading **10-Year integrity guarantee*** | Fully insulated shell to **Grade III** classification of EN1645-1

CONSTRUCTION

Structural interlocking aluminium extrusion external framework with no external fixing points and an integral water management system | Five part fully bonded exterior panel assembly system featuring: Panel thicknesses of: **Sides 37mm, Ceiling 37mm & Floor 44mm** | Upper body panels manufactured using superior bead application laminating technology for a stronger more consistent bond | Upper body panels built using a timber free construction, incorporating a composite plastic internal skeleton, high density polystyrene insulation and a GRP inner wall lining | Upper body panels incorporating low absorbency buffer zones surrounding window and door apertures | Upper body panels cloaked in a single sheet Impact resistant 3000 Series aluminium skin | Chip resistant paint protection film applied to caravan lower front | Colour coded components for improved aesthetics

EXTERIOR FEATURES

NEW AL-KO galvanised steel chassis, braking system and running gear | AL-KO chassis mounted spare wheel carrier and spare wheel (steel spare wheel) | AL-KO caravan jack | AL-KO ATC Trailer Control System | AL-KO AKS 3004 Stabiliser | AL-KO shock absorbers | 13 pin DIN standard caravan connecting cable | 14" Alloy wheels with low profile tyres | Heavy duty rear corner steadies | **NEW** two part large aperture Hartel door with moulded interior liner, window, blind and waste bin | **NEW** LED awning light | Flush fit integral Polyvision double glazed windows with integral water management system to front | Flush fit integral Polyvision double glazed windows to side and rear | Flush fit integral exterior service doors | **NEW** twin front wet locker storage compartments | **NEW** weatherproof LED lit front and rear grab handles for improved night time visibility | Central front gas locker compartment which will accommodate all bottle types and sizes

INTERIOR FEATURES SPACE

NEW internal headroom of 1.96m (6'5") throughout the length of the caravan | Body width of 2.28m (7'6")

FURNITURE & SOFT FURNISHINGS

Interiors tested and approved by FIRA under the **Product Certification Scheme for Leisure Accommodation Vehicle Interiors (Touring Caravan Class)** | **NEW** Gas strut assisted lift up front bed boxes for ease of access to floor level storage area | **NEW** Dual purpose slide out units to front bed boxes to act as footrests by day and bed bases by night | **NEW** Large front window shelf (35cm wide) | **NEW** Optional chest of drawer unit with slide out occasional table | **NEW** flexible modular lounge allowing positioning of optional chest of drawer unit in up to three locations (model specific) | Seat and backrest ventilation boards | Folding leaf free standing table | Occasional table (model specific) | Floating fascia overhead locker system with split level storage, domestic style metal hinges and concealed catches | **NEW** Flush profile dual finish Italian design overhead locker doors | **NEW** Structural locker dividers with greater load bearing capacity | Streamlined caravan furniture units featuring flush fit doors | Soft shut drawer units | Solid domestic style washroom door with metal handle | Solid



*Terms and conditions apply. 10 - Year integrity guarantee comprises of 6 years standard warranty cover and 4 years extended warranty cover supplied free of charge. Please visit www.baileypegasus.co.uk for more information on the Pegasus warranty package.

partition doors to end bedrooms (model specific) | Pull out kitchen storage unit | Premium quality fixtures and fittings in matt nickel | Fully sprung upholstery (except split cushions used in bunk make up) featuring premium quality fabrics, high density filling and superior cushion construction | **NEW** Standard Gemini soft furnishings with co-ordinating curtains, shaped arm rests and scatter cushions in a wrap around configuration | **NEW** Optional Scorpio soft furnishings with co-ordinating curtains, shaped arm rests and scatter cushions in a wrap around configuration | **NEW** Optional Capricorn soft furnishings with co-ordinating curtains, shaped arm rests and scatter cushions in a wrap around configuration | **NEW** 'Bailey Twist' deep pile loose fit drop in carpets | **NEW** Supplementary arms rests | **NEW** Fabric mounted magazine rack

SERVICES

ELECTRICAL SYSTEM

230v power supply with three interior and one exterior socket | TV station with 230v/12v/aerial sockets | Status 530 telescopic directional television aerial | 12v internal lighting | Centrally located control panel | Domestic style consumer unit with dedicated access door | Switch mode battery charger with 20 amps output | RCD/MCB protection for mains electric system | 25 metre mains connecting lead

WATER & GAS SYSTEM

Truma 3002 3kw gas heater with electric spark ignition and supplementary 230v Ultraheat system with silent running night setting | Truma Ultratherm and blown air distribution system | Truma Ultrastore water heater (gas/electric operation) | Propane/Butane 30mb gas regulator mounted in gas locker compartment | Exterior gas BBQ point | Whale Aqua smart II on-board water pump | **NEW** Wheeled fresh water container with dedicated storage (capacity 23 litres) | Inboard pressurised hot and cold fresh water system with reinforced hosing | Inboard rigid pipe waste plumbing system | Inboard shower unit with ceramic ball mixer tap | Fully lined shower cubicle (model specific) | Swivel Thetford C-250 cassette toilet with integrated header tank

KITCHEN EQUIPMENT

Domestic 115 litre refrigerator with electronic ignition and detachable full width freezer compartment (capacity increases to 122 litres when freezer compartment is removed) | **NEW** Spinflo recessed 4-burner hob unit incorporating flush fitting glass hinged lid, conveniently located controls and rear splash back | Spinflo combined grill and domestic style glass fronted oven with electronic ignition and flame failure device | **NEW** large capacity Spinflo recessed sink with removable draining board and ceramic ball mixer tap | Microwave oven | Chopping board | Washing up bowl

GENERAL EQUIPMENT

NEW Horrex pleated flyscreen and sunblinds to all side and rear windows | **NEW** Horrex retractable flyscreen and sunblinds to all front windows | Horrex pleated full length flyscreen to exterior door | Omnivent dual action rooflight mounted extractor fan | Full size Heki II tilting sunroof | Mini Heki roof light located over rear bedroom (model specific) | **NEW** Branded combination home entertainment system featuring a 16" flat screen television and DVD player | Branded Radio/CD/MP3 player with iPod/MP3 player connection point | Branded dual cone stereo speakers for superior sound quality

SECURITY

NEW TRACKER Monitor Thatcham TQA Approved Stolen Caravan Recovery System (including 12 months subscription fee) | TRACKER alarm | AL-KO Secure portable wheel lock | CRiS identity number etched to windows and caravan chassis | Concealed security data chip within caravan construction



New freestanding home entertainment system



New Spinflo recessed 4-burner hob



New Spinflo large capacity sink



New optional chest of drawers with slide out table



Technical Specification



Pegasus 514 in optional Capricorn upholstery

	462	514	524	534	546	554	624	646
Berths	2	4	4	4	6	4	4	6
Internal Length	4.902m 16'1"	5.608m 18'5"	5.608m 18'5"	5.608m 18'5"	5.608m 18'5"	5.608m 18'5"	6.292m 20'8"	6.292m 20'8"
Shipping Length	6.475m 21'3"	7.181m 23'7"	7.181m 23'7"	7.181m 23'7"	7.181m 23'7"	7.181m 23'7"	7.865m 25'10"	7.865m 25'10"
Overall Width	2.28m 7'6"	2.28m 7'6"	2.28m 7'6"	2.28m 7'6"	2.28m 7'6"	2.28m 7'6"	2.28m 7'6"	2.28m 7'6"
Overall Height	2.63m 8'8"	2.63m 8'8"	2.63m 8'8"	2.63m 8'8"	2.63m 8'8"	2.63m 8'8"	2.63m 8'8"	2.63m 8'8"
Internal H'room	1.96m 6'5"	1.96m 6'5"	1.96m 6'5"	1.96m 6'5"	1.96m 6'5"	1.96m 6'5"	1.96m 6'5"	1.96m 6'5"
Awning Size	968cm	1039cm	1039cm	1039cm	1039cm	1039cm	1113cm	1113cm
Tyre Sizes	185 R14 LI104	185 R14 LI104	185 R14 LI104	185 R14 LI104	185 R14 LI104	185 R14 LI104	185/65 R14 LI93N	185/65 R14 LI93N
MTPLM	1326kg 26.1cwt	1466kg 28.9cwt	1480kg 29.1cwt	1482kg 29.2cwt	1497kg 29.5cwt	1492kg 29.4cwt	1661kg 32.7cwt	1751kg 34.5cwt
MRO	1180kg 23.2cwt	1293kg 25.5cwt	1307kg 25.7cwt	1309kg 25.8cwt	1304kg 25.7cwt	1319kg 26.0cwt	1481kg 29.2cwt	1551kg 30.5cwt
Payload Allowance for Optional Equipment	15kg 0.3cwt	15kg 0.3cwt	15kg 0.3cwt	15kg 0.3cwt	15kg 0.3cwt	15kg 0.3cwt	15kg 0.3cwt	15kg 0.3cwt
Total User Payload	146kg 2.9cwt	173kg 3.4cwt	173kg 3.4cwt	173kg 3.4cwt	193kg 3.8cwt	173kg 3.4cwt	180kg 3.5cwt	200kg 3.9cwt

The method of calculating the MRO and payload figures has been changed for the 2011 model year. Allowances for essential equipment previously accounted for in the user payload are now either within the MRO (e.g. gas cylinders) or the personal effects payload allowance (e.g. leisure battery).

Bed sizes

462
Front Saloon 6'10" x 6'3"
Or 2 @ 6'3" x 2'3"

514
Front Saloon 6'10" x 6'3"
Or 2 @ 6'3" x 2'3"
O/Side Single 5'11" x 2'2"
& O/Side O/Head Single 5'9" x 2'0"

524
Front Saloon 6'10" x 5'7"
Or 2 @ 5'7" x 2'3"
Rear Double 6'4" x 4'6"

534
Front Saloon 6'10" x 5'4"
Or 1 @ 5'4" x 2'3"
Or 1 @ 5'7" x 2'3"
Rear Double 6'4" x 4'6"

546
Front Saloon 6'10" x 5'7"
Or 2 @ 5'7" x 2'3"
3 Rear Bunks 6'0" x 1'11"
1 Rear Bunk 5'7" x 2'6"


554
Front Saloon 6'10" x 4'8"
Or 1 @ 4'11" x 2'3"
Or 1 @ 4'8" x 2'3"
Rear Double 6'4" x 4'6"

624
Front Saloon 6'10" x 5'11"
Or 2 @ 5'11" x 2'3"
Rear Double 6'4" x 4'6"

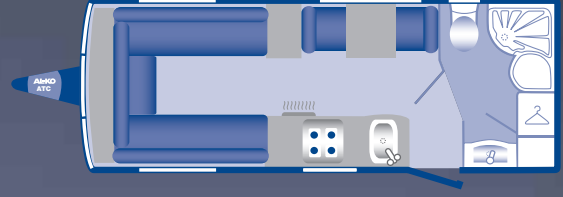
646
Front Saloon 6'10" x 5'11"
Or 2 @ 5'11" x 2'3"
3 Rear Bunks 6'2" x 2'1"
1 Rear Bunk 5'7" x 2'6"

Model Range

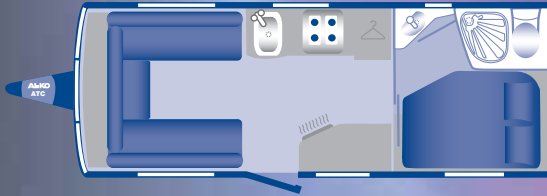
462



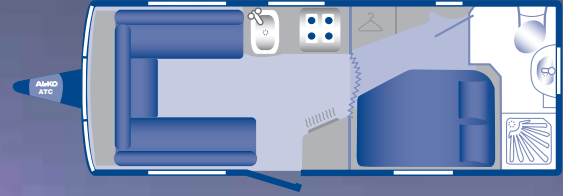
514



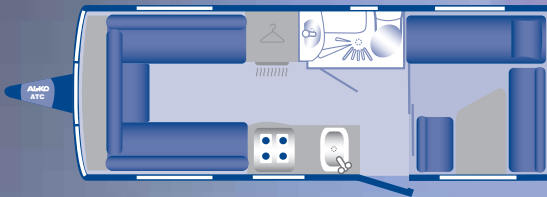
524



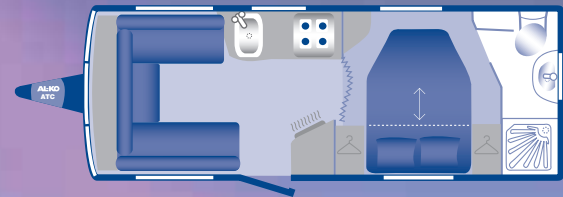
534



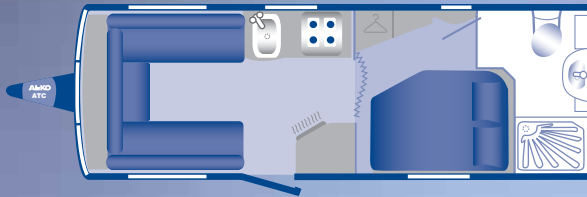
546



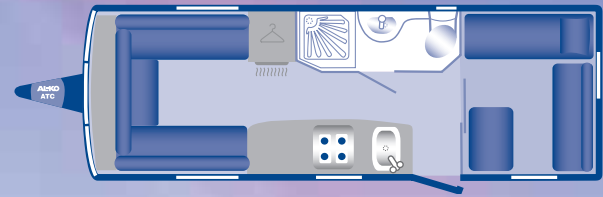
554



624 (TWIN AXLE)



646 (TWIN AXLE)



360° Product Tours for all layouts can be viewed on the Pegasus micro site @ www.baileypegasus.co.uk



Pegasus 554 in Capricorn upholstery with new design retractable island bed

PEGASUS -

one day, all caravans will be made this way



Pegasus 546 in standard Gemini upholstery



Pegasus 534 washroom

www.bailey-caravans.co.uk

South Liberty Lane, Bristol BS3 2SS, England

This brochure does not constitute an offer by Bailey Caravans Ltd (Bailey). Bailey reserves the right to alter specifications and prices as market and supply conditions demand. Your Bailey retailer will confirm all specification details prior to you making your purchasing decision. E. & O. E. Bailey retailers sell our products of their own choice and not as agents of Bailey. Accordingly they have no authority to bind Bailey or to make any representation or undertaking whatsoever on behalf of Bailey. All household items illustrated in this brochure are used to enhance photography and are for display purposes only. They are not supplied with your touring caravan. Photographic colour reproduction is subject to the limitations of the production process.

Design: trm:vs Photography: Alan Bond Print: Kingsdown Printers Issued September 2010



NATIONAL CARAVAN
COUNCIL LIMITED



80% Recycled paper

NEW FSC LOGO
HERE



All Bailey models have been certified by the National Caravan Council for compliance with stringent European Standards, British Legislation and industry set Codes of Practice specifically relating to health and safety issues. NCC Approval gives you peace of mind that your caravan is safe and legal