



2017 TOURING CARAVANS

WELCOME TO BAILEY

Bailey caravans have been developed using over sixty-five years of experience in caravan design and are manufactured in our state-of-the-art Bristol production facility to provide, what we believe to be, the very best in touring home quality and value.

All of our products are built using our patented Alu-Tech construction system and incorporate the core Bailey values of award winning design, first class build quality and unbeatable value for money. Plus to ensure that they remain some of the best-engineered and most technically advanced caravans available, we subject them to a programme of continuous testing through leading independent experts which takes them as far afield as the Australian Outback and the European Alps.

As a result, we are proud to present three distinct caravan ranges which offer something to suit every lifestyle and budget. To help make an informed decision about which of our models will best meet your needs, we recommend you visit your local retailer who will be happy to demonstrate why Bailey is the UK's favourite touring caravan brand.



Unlock extra content online. Scan the codes in this brochure with a QR code reader app on your smartphone or tablet.

PURSUIT

Alu-Tech Bodyshell

07-16

PEGASUS

Alu-Tech Bodyshell

17-26

UNICORN

Alu-Tech Bodyshell

27-36





ABOUT ALU-TECH


Prior to the introduction of the Alu-Tech construction system in 2009 there had been little change in leisure vehicle bodyshell design for over thirty years. Whilst conventional construction served us well during that period with the advances in production technology and materials we asked: was there a better way?

Two years in the making and the result was the development of our patented Alu-Tech design technology which takes a completely new approach to bodyshell construction. Using a unique interlocking aluminium external framework to which the body panels are bonded and then clamped using internal fixings it has a much stronger and more rigid shell which provides greater protection against the elements.

The sole use of thicker fully laminated panels in this new assembly greatly enhances the thermal performance of the shell, making our caravans genuine four-season vehicles. The replacement of the timber elements in the sides and roof with a composite plastic internal skeleton and GRP wall linings, in conjunction with a significant reduction in the number of external joints and fixing points, enhances its resistance to moisture ingress.

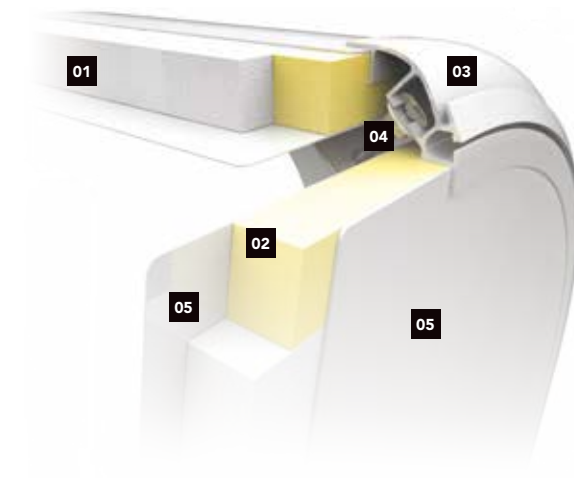
When you consider that these benefits of ownership were achieved without a cost or a weight penalty you can begin to see why the Alu-Tech construction system is so unique.

To date over 40,000 Bailey leisure vehicles have now been built, sold and enjoyed throughout the world using this ground-breaking technology.





Features of Alu-Tech



- 01 High density polystyrene core
- 02 Composite plastic extrusion
- 03 Bespoke Alu-Tech rail
- 04 Structural fixing bracket
- 05 GRP (Glass Reinforced Plastic) outer and inner skin



Alu-Tech Bodyshell Construction System

Sole use of thicker laminated bodyshell panels covered in an impact resistant outer GRP skin

Increased strength and durability providing greater protection against the elements

Enhanced thermal insulation capabilities to enable holidaying all year round

Interlocking aluminium extrusion external framework with internal fixings

Increased strength and durability providing greater protection against the elements

Minimises the number of potential water access points to improve the overall integrity of the shell

Timber free upper bodyshell panels featuring a composite plastic internal skeleton and GRP wall linings

Improved durability by limiting the impact any potential water ingress may cause

Lighter bodyshell with a more balanced weight distribution

Lighter caravans accessible to owners of a wider range of tow vehicles

Increased stability and improved road handling for safer towing

Cost neutral design technology

Advanced technology universally available at no extra cost



PURSUIT

Standard Pursuit Features

- Alu-Tech bodyshell construction
- Status 550 telescopic directional digital television aerial
- 14" TUV Tested Alloy wheels
- High security entrance door lock
- Dual fuel Truma Combi boiler (2kw gas & 1.8kw electric)
- Thetford Duplex combination oven and grill
- Thetford 3-burner gas hob
- Dometic 103 litre refrigerator

Optional Extras

- Premium Pack
- Contents include:
 - AL-KO AKS 3004 Stabiliser | Floor mounted steel spare wheel & retainer | Exterior door flyscreen | Stainless steel 800 watt microwave oven | Branded Radio/CD/MP3 player
- Polyplastic double glazed opening sunroof
- AL-KO Secure portable wheel lock
- AL-KO ATC Trailer Control System
- Amaro soft furnishings
- Bespoke caravan bedding sets (model specific)



PEGASUS

Additional to Pursuit

- Opening vertical skylight
- AL-KO AKS 3004 Stabiliser
- Floor mounted spare wheel carrier and steel spare wheel
- Hartal pleated full length flyscreen to exterior door
- Exterior 230v socket
- Multi-layered front lounge seat base cushions (Pegasus only)
- DreamSleep fixed bed mattress with honeycore foam construction
- Dual fuel Truma Combi 6E heating system (6kw gas & 1.8kw electric)
- Thetford Caprice combined oven and separate grill
- Thetford dual-fuel hob with electric hotplate and 3 gas burners
- Dometic 133 litre tower refrigerator (model specific)
- Stainless steel 800 watt microwave oven
- Branded Radio/CD/MP3 player with iPod/MP3 connection point

Optional Extras

- AL-KO ATC Trailer Control System
- AL-KO Secure portable wheel lock
- Belvoir soft furnishings
- Bespoke caravan bedding sets (model specific)



UNICORN

Additional to Pegasus

- Additional 2" overall width
- 100 watt Truma solar panel
- AL-KO Secure portable wheel lock
- TRACKER Retrieve system
- AL-KO ATC Trailer Control System
- AL-KO Shock absorbers
- Premium brand tyres
- TyrePal Tyre Pressure Monitor System ready
- AL-KO Caravan jack
- External Truma gas BBQ point
- External satellite connection point
- Alde radiator heating with combined water heating system
- Additional two 230v interior sockets

Optional Extras

- Trafalgar soft furnishings
- Bespoke caravan bedding sets (model specific)



SPICE

Standard upholstery with Pursuit



RICHMOND

Standard upholstery with Pegasus



KENSINGTON

Standard upholstery with Unicorn



AMARO

Optional upholstery with Pursuit



BELVOIR

Optional upholstery with Pegasus





TRAFALGAR

Optional upholstery with Unicorn

THE PURSUIT OF ENJOYMENT

The well-designed, well-equipped yet affordable Pursuit range stands out from the crowd with its stylish and distinctive slate grey and polar white exterior with contemporary graphics and 14" alloy wheels.

Offering the lightest weights in the Bailey portfolio, Pursuit can be towed by a wide range of tow vehicles. High quality fixtures and fittings, practical kitchens and spacious washrooms make the Pursuit a perfect base to enjoy outdoor activities in all weathers, as well as the ideal place to refresh and relax afterwards.



PURSUIT

Alu-Tech Bodyshell





360°





540-5

Step inside the Pursuit to experience the contemporary design and light and airy interiors. Italian design overhead locker doors with chrome handles, premium quality fabrics and De-Luxe sprung mattresses for fixed-bed models add to the high quality look and feel.

Pursuit boasts an impressive range of home comforts including a Truma Combi boiler with a user-friendly digital control panel, up to five 230v power sockets for all of today's essential electrical equipment, Thetford Duplex combination oven and grill, Dometic 103 litre fridge and a large separate shower cubicle with a bi-fold door and an Ecocamel shower head that's not only more powerful but also uses less water.



550-4



560-5



KEY PURSUIT FEATURES


- 01 Status 550 telescopic directional digital television aerial
- 02 14" Alloy wheels fitted with 'Security' tyres and anti-tamper WSL safety Bolts
- 03 High security entrance door lock
- 04 Loose fit drop in carpets
- 05 Dual fuel Truma Combi boiler with digital control panel
- 06 Ecocamel shower head

Optional Extras

- 07 Premium Pack

Contents include: AL-KO AKS 3004 Stabiliser | Floor mounted steel spare wheel & retainer | Exterior door flyscreen | Stainless steel 800 watt microwave oven | Branded Radio/CD/MP3 player with iPod/MP3 player connection point

- 08 Polyplastic double glazed opening sunroof with night blind in front dome
- 09 AL-KO Secure portable wheel lock
- 10 AL-KO ATC Trailer Control System
- 11 Amaro soft furnishings with co-ordinating curtains, arm rests or bolster cushions (model specific) and four standard size cushions
- 12 Bespoke caravan bedding sets to co-ordinate with caravan soft furnishings (model specific)



	400-2	430-4	530-4	550-4	540-5	560-5
Berths	2	4	4	4	5	5
Internal Length	4.180m / 13'9"	5.226m / 17'2"	5.713m / 18'9"	5.713m / 18'9"	5.713m / 18'9"	5.713m / 18'9"
Shipping Length	5.410m / 17'9"	6.470m / 21'3"	7.380m / 24'3"	7.380m / 24'3"	7.380m / 24'3"	7.380m / 24'3"
Overall Width	2.230m / 7'4"	2.230m / 7'4"	2.230m / 7'4"	2.230m / 7'4"	2.230m / 7'4"	2.230m / 7'4"
Overall Height	2.61m / 8'7"	2.61m / 8'7"	2.61m / 8'7"	2.61m / 8'7"	2.61m / 8'7"	2.61m / 8'7"
Internal Headroom	1.96m / 6'5"	1.96m / 6'5"	1.96m / 6'5"	1.96m / 6'5"	1.96m / 6'5"	1.96m / 6'5"
Awning Size	843cm	955cm	1045cm	1045cm	1045cm	1045cm
Tyre Sizes	195/70 R14 LI96N	195/70 R14 LI96N	185/R14C LI104N	185/R14C LI104N	185/R14C LI104N	185/R14C LI104N
MTPLM	1090kg / 21.5cwt	1229kg / 24.2cwt	1377kg / 27.1cwt	1374kg / 27.0cwt	1394kg / 27.4cwt	1441kg / 28.4cwt
MRO	918kg / 18.1cwt	1036kg / 20.4cwt	1175kg / 23.1cwt	1172kg / 23.1cwt	1182kg / 23.3cwt	1229kg / 24.2cwt
Total User Payload	172kg / 3.4cwt	193kg / 3.8cwt	202kg / 4.0cwt	202kg / 4.0cwt	212kg / 4.2cwt	212kg / 4.2cwt

Bed Sizes


Front Double	5'6" x 6'8"	4'2" x 6'8"	4'10" x 6'8"	4'10" x 6'8"	5'3" x 6'8"	4'10" x 6'8"
Front N/S Single	6'2" x 2'5"	4'9" x 2'5"	5'10" x 2'6"	5'10" x 2'6"	5'8" x 2'6"	5'10" x 2'6"
Front O/S Single	6'1" x 2'5"	5'1" x 2'5"	5'2" x 2'6"	5'2" x 2'6"	5'8" x 2'6"	5'2" x 2'6"
N/S Single	-	-	-	-	5'7" x 2'4"	-
N/S Rear Single	-	-	-	-	-	5'7" x 2'6"
O/S Rear Single	-	-	-	-	-	5'11" x 2'6"
N/S Rear Fixed Single	-	-	-	6'8" x 2'4"	-	-
O/S Rear Fixed Single	-	-	-	6'4" x 2'4"	-	-
Rear Bunk	-	-	-	-	-	6'3" x 2'0"
Rear Fixed Bunks	-	-	-	-	6'0" x 2'1" (x2)	-
Rear Double	-	-	-	-	-	6'8" x 5'7"
Rear Fixed Double	-	6'3" x 4'6"	6'3" x 4'6"	-	-	-

A tolerance in the MRO has been allowed for in the calculations of Payload Margins. The awning length measurement shown is to be interpreted as a guide only and an enquiry should be made to individual awning manufacturers as to the correct size. Visit www.baileيوفbristol.co.uk for Pursuit metric bed sizes.

THE PURSUIT RANGE

400-2

 2




430-4

 4



530-4

 4



550-4

 4



540-5

 5



560-5

 5



ALU-TECH BODYSHELL

Structural interlocking aluminium extrusion external framework with no external fixing points and concealed awning channels on both sides | Five part fully bonded exterior panel assembly system | Upper body panels manufactured using superior bead application laminating technology for a stronger more consistent bond | Upper body panels built using a timber free construction, incorporating a composite plastic internal skeleton, a high density polystyrene insulation and a GRP inner wall lining | Upper body panels cloaked in a single sheet impact resistant GRP outer skin for extra durability | Supplied with a 6-year transferable bodysHELL integrity guarantee and a 3-year transferable manufacturers components warranty* | 4-year transferable extension to bodysHELL integrity guarantee available as a cost option (making 10 years in total)* | EN-1645 Grade III classification for heating and thermal insulation (cold chamber tested) | European Whole Vehicle Type Approved & certified by the National Caravan Council to be European Standard compliant

EXTERIOR FEATURES

Distinctive duo-tone bodysHELL colourways, in 'slate grey' and 'polar white' | AL-KO galvanised steel chassis, braking system and running gear | One piece integrated front and rear impact resistant bumpers | Design step up a-frame fairing | 14" TUV tested alloy wheels | Hartal two part exterior door with moulded interior liner and map pocket | LED awning light with integral water management system | Double glazed Polyplastic opening windows throughout | Midi and mini Heki roof lights located throughout the main habitation area | Centrally mounted easy-access gas locker for enhanced stability and reduced nose weight | Status 550 telescopic directional digital television aerial | Twin front storage compartments (model specific) | Co-ordinating contemporary graphics scheme

INTERIOR FEATURES

Space

Internal headroom of 1.96m (6'5") throughout the length of the caravan | Body width of 2.23m (7'4")

Furniture & Soft Furnishings

Bailey 'Walnut' furniture finish | Large front window shelf | Recessed front drawer & slide out occasional table (model specific) | Drop down front table (model specific) | Construction front bed boxes with beech sprung bed box tops and slide out double bed make up (model specific) | Slatted front bed make-up system on easy glide track (model specific) | Backrest and seat ventilation boards | Free standing table with dedicated storage | Aircraft style overhead locker system with split level storage, domestic style metal hinges and chrome handles | Structural locker dividers with greater load bearing capacity | Dual finish Italian design overhead locker doors | Premium quality fixtures and fittings in polished chrome finish | High gloss kitchen and washroom worktop laminate | Drop down kitchen worktop extension (model specific) | Solid domestic style washroom door with domestic metal handle | Foam filled upholstery featuring premium quality fabrics, high density filling and superior cushion construction and De-luxe sprung mattresses (model specific) | Standard 'Spice' soft furnishings with co-ordinating lined curtains, arm rests or bolster cushions (model specific) and two standard size scatter cushions | Optional Amaro soft furnishings with co-ordinating curtains, arm rests or bolster cushions (model specific) and four standard size cushions | Wood effect floor vinyl | Loose fit drop in carpets

SERVICES

Electrical System

230v power supply with up to 5 interior sockets | TV station with 230v, 12v and a minimum of one aerial socket | 12v internal lighting system

Centrally located electrical control panel | Domestic style consumer unit with dedicated access door | Switch mode battery charger with 20 amps output | RCD/MCB protection for mains electric system | 25 metre mains connecting lead

Water & Gas System

Dual fuel Truma Combi boiler (2kw gas & 1.8kw electric) with user friendly digital control panel including adjustable fan speed and water boost functions | Propane/Butane 30mb gas regulator mounted in gas locker compartment | Truma Ultraflow submersible pump | Inboard pressurised hot and cold fresh water system with reinforced hosing | Inboard rigid pipe waste plumbing system | Stainless steel circular kitchen sink and mixer tap, washing up bowl, drainer and chopping board | Thetford C-260 cassette toilet with integrated header tank | Inboard shower unit with ceramic ball mixer tap, Ecocamel shower head & bi-fold partition door | Washroom hand basin and mixer tap

KITCHEN EQUIPMENT

Dometic 103 litre refrigerator with electronic ignition | Thetford Duplex combination oven and grill with electronic ignition and flame failure device | Thetford 3-burner gas hob incorporating flush fitting glass hinged lid and conveniently located controls

GENERAL EQUIPMENT

Remis retractable flyscreen and sunblinds to principal windows | Remis flyscreen and splash proof roller blind for kitchen and washroom windows

SAFETY & SECURITY

WSL Individually Laser Balanced wheels fitted with 'Security' tyres and anti-tamper WSL Safety Bolts | Optional AL-KO Secure portable wheel lock | High security entrance door lock | CRiS identity number anti tamper labels attached to windows and inside gas locker | Concealed security data chip within caravan construction | Smoke alarm | Carbon Monoxide alarm

OPTIONAL EXTRAS

Premium Pack** | Polyplastic double glazed opening sunroof with night blind in front dome | AL-KO ATC Trailer Control System | AL-KO Secure portable wheel lock | Amaro soft furnishings with co-ordinating curtains, arm rests or bolster cushions (model specific) and four standard size cushions | Bespoke caravan bedding sets to co-ordinate with caravan soft furnishings (model specific)

*Terms and conditions apply. Full specification and warranty information details can be found by visiting: www.baileyofbristol.co.uk

**Optional Premium Pack Contents:


AL-KO AKS 3004 Stabiliser | Floor mounted steel spare wheel & retainer | Exterior door flyscreen | Stainless steel 800 watt microwave oven | Branded Radio/CD/MP3 player with iPod/MP3 player connection point




WELCOME TO THE 'GREAT INDOORS'

Pegasus has become a name synonymous with the Bailey philosophy of providing owners with the unique combination of superior performance, award-winning design as well as market leading value for money. The latest generation of models take this philosophy a stage further by moving caravan design in this market sector to the next level both in terms of practicality and desirability.


With particular emphasis on the choice and execution of layouts plus the enhancement of interior style and comfort, everything has been considered to make trips away in the new Pegasus as relaxing as possible.

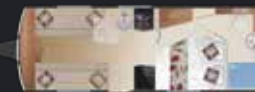
Genoa  2




Modena  4




Verona  4




Brindisi  4




Rimini  4



Ancona  5



Palermo (Twin Axle)  5







360°





Palermo

Inside the new Pegasus takes design cues from its upmarket sibling, the best-selling Unicorn range, to deliver a level of ambience and a quality of finish not normally found in a vehicle in this price bracket. The combination of the modern 'Mendip Ash' furniture, featuring new design locker doors with a dual gloss finish, 'Italian Stone' worktops, chrome fixtures and fittings plus the signature Bailey front vertical skylight totally transform the interiors to deliver the perfect room with a view.

As practical as they are comfortable these well thought-out vehicles include a host of new features aimed at making your life easier. The installation of the Truma Combi 6E dual fuel heating system combines with the market leading thermal properties of the Alu-Tech bodyshell to make the new Pegasus a genuine four season vehicle. While the introduction of the all new 'Dreamsleep' soft furnishing system featuring a domestic style cushion construction with multi-layered base cushions and shaped back sets new standards in caravanning comfort.



Rimini



Rimini



KEY PEGASUS FEATURES

- 01 Opening vertical skylight
- 02 14" Alloy wheels fitted with 'Security' tyres and anti-tamper WSL safety bolts
- 03 Large kitchen window
- 04 Multi-layered front lounge seat base cushions for enhanced comfort and easier bed makeup
- 05 Drop-down extension combines with the kitchen worktop providing an additional useable space of up to 10%*
- 06 Truma Combi heating system with combined water and room heating
- 07 Thetford dual-fuel hob with electric hotplate and three gas burners
- 08 Dometic 133 litre tower refrigerator providing 30% extra storage capacity* (model specific)
- 09 Branded Radio/CD/MP3 player with iPod connectivity

*Size comparison with equivalent models in the previous Pegasus range.

Optional Extras

- 10 AL-KO ATC Trailer Control System & AL-KO Secure portable wheel lock
- 11 Belvoir soft furnishings with co-ordinating blackout curtains, armrest, two large square and two standard size scatter cushions
- 12 Bespoke caravan bedding sets to co-ordinate with caravan soft furnishings (model specific)



01



02



03



04



05



06



07



08




09



10



11



12

	GENOA	MODENA	VERONA	BRINDISI	RIMINI	ANCONA	PALERMO <small>Twin-Axle</small>
Berths	2	4	4	4	4	5	5
Internal Length	4.777m / 15'8"	4.952m / 16'3"	5.630m / 18'6"	5.837m / 19'2"	5.630m / 18'6"	5.836m / 19'2"	6.380m / 20'11"
Shipping Length	6.317m / 20'9"	6.493m / 21'4"	7.170m / 23'6"	7.377m / 24'2"	7.170m / 23'6"	7.377m / 24'2"	7.921m / 26'0"
Overall Width	2.230m / 7'4"	2.230m / 7'4"	2.230m / 7'4"	2.230m / 7'4"	2.230m / 7'4"	2.230m / 7'4"	2.230m / 7'4"
Overall Height	2.61m / 8'7"	2.61m / 8'7"	2.61m / 8'7"	2.61m / 8'7"	2.61m / 8'7"	2.61m / 8'7"	2.61m / 8'7"
Internal Headroom	1.96m / 6'5"	1.96m / 6'5"	1.96m / 6'5"	1.96m / 6'5"	1.96m / 6'5"	1.96m / 6'5"	1.96m / 6'5"
Awning Size	931cm	946cm	1016cm	1036cm	1016cm	1036cm	1090cm
Tyre Sizes	185/R14C LI104N	185/R14C LI104N	185/R14C LI104N	185/R14C LI104N	185/R14C LI104N	185/R14C LI104N	185/65 R14 LI93N
MTPLM	1265kg / 24.9cwt	1275kg / 25.1cwt	1450kg / 28.5cwt	1450kg / 28.5cwt	1450kg / 28.5cwt	1475kg / 29.0cwt	1760kg / 34.6cwt
MRO	1136kg / 22.4cwt	1126kg / 22.2cwt	1281kg / 25.2cwt	1286kg / 25.3cwt	1287kg / 25.3cwt	1296kg / 25.5cwt	1573kg / 31.0cwt
Total User Payload	129kg / 2.5cwt	149kg / 2.9cwt	169kg / 3.3cwt	164kg / 3.2cwt	163kg / 3.2cwt	179kg / 3.5cwt	187kg / 3.7cwt

Bed Sizes

Front Double	5'3" x 6'3"	3'11" x 6'3"	4'4" x 6'3"	4'4" x 6'3"	4'4" x 6'3"	5'1" x 6'3"	5'2" x 6'3"
Front N/S Single	6'4" x 2'2"	4'9" x 2'2"	5'3" x 2'2"	5'3" x 2'2"	5'3" x 2'2"	6'0" x 2'2"	6'0" x 2'2"
Front O/S Single	6'2" x 2'2"	5'7" x 2'2"	5'3" x 2'2"	5'3" x 2'2"	5'3" x 2'2"	6'0" x 2'2"	6'0" x 2'2"
N/S Single	-	-	-	-	-	5'7" x 2'2"	6'1" x 2'2"
Rear Bunks	-	-	-	-	-	5'10" x 1'11" (x2)	5'10" x 1'11" (x2)
N/S Rear Fixed Single	-	-	-	-	6'3" x 2'3"	-	-
O/S Rear Fixed Single	-	-	-	-	6'0" x 2'3"	-	-
Rear Fixed Double	-	6'3" x 4'5"	6'3" x 4'5"	6'1" x 4'9"	-	-	-

A tolerance in the MRO has been allowed for in the calculations of Payload Margins. The awning length measurement shown is to be interpreted as a guide only and an enquiry should be made to individual awning manufacturers as to the correct size. Visit www.baileyofbristol.co.uk for Pegasus metric bed sizes.

THE PEGASUS RANGE

Genoa

 2



Modena

 4



Verona

 4



Brindisi

 4



Rimini

 4



Ancona

 5



Palermo Twin-Axle

 5



ALU-TECH BODYSHELL

Structural interlocking aluminium extrusion framework with no external fixing points and concealed awning channels on both sides | Five part fully bonded exterior panel assembly system | Upper body panels manufactured using superior bead application laminating technology for a stronger more consistent bond | Upper body panels built using a timber free construction, incorporating a composite plastic internal skeleton, a high density polystyrene insulation and a GRP inner wall lining | Upper body panels cloaked in a single sheet impact resistant GRP outer skin for extra durability | Supplied with a 6-year transferable bodysheIl integrity guarantee and a 3-year transferable manufacturers components warranty* | 4-year transferable extension to bodysheIl integrity guarantee available as a cost option (making 10 years in total)* | EN-1645 Grade III classification for heating and thermal insulation (cold chamber tested) | European Whole Vehicle Type Approved & certified by the National Caravan Council to be European Standard compliant

EXTERIOR FEATURES

‘Polar white’ bodysheIl | Aero-dynamic & aesthetically enhanced rear bodysheIl profile | AL-KO one-piece galvanised steel chassis, braking system and running gear | Flush-fit front impact resistant bumper with integral grab handles | Flush-fit rear impact resistant bumper with integral grab handles | Design step up a-frame fairing | 14” TUV tested alloy wheels | Hartal GRP skin two part large aperture exterior door with window, blind and waste bin | LED awning light with integral water management system | Double glazed Polyplastic opening vertical skylight in front dome | Double glazed Polyplastic opening windows throughout | Large kitchen window providing enhanced light in the centre of the caravan | Midi and mini Heki roof lights located throughout the main habitation area | Centrally mounted easy-access gas locker for enhanced stability and reduced nose weight | Exterior 230v socket | 230v power inlet for mains hook-up | Pre-wiring for motor mover isolation switch in convenient location | Status 550 telescopic directional digital television aerial | Centrally located easy access large exterior storage locker with moulded liner | Co-ordinating graphics scheme

INTERIOR FEATURES

Space

Internal headroom of 1.96m (6’5”) throughout the length of the caravan | Body width of 2.24m (7’4”) | Internal floor space up to 10% larger** | Front seats up to 5% longer** | Kitchen worktop space up to 10% larger**

Furniture & Soft Furnishings

Bailey ‘Mendip Ash’ furniture finish | Large front window shelf | Recessed 2-drawer front chest with slide out occasional table (model specific) | Slatted front bed make-up system on easy-glide track | Leatherette skylight surround with integral ambient and task lighting | Angled backrest and seat ventilation boards for enhanced heating efficiency | Lightweight freestanding table with dedicated storage | Vented aircraft style overhead locker system with split level storage and domestic style metal hinges and chrome handles | Structural locker dividers with greater load bearing capacity | Dual finish Italian design overhead locker doors | Premium quality chrome finish fixtures and fittings | Internal grab handle for ease of access in and out of the caravan (model specific) | Wall mounted elasticated magazine holder (model specific) | ‘Italian stone’ finish kitchen and washroom worktop laminate | Drop-down kitchen worktop extension | Integral dedicated cutlery tray | Dedicated bottle storage | Design fixed double beds with aluminium frames and gas strut assisted opening mechanism (model specific) | Solid domestic style washroom door with domestic metal handle | Foam filled upholstery featuring premium quality fabrics and high density filling | Multi-layered front lounge seat base cushions for enhanced comfort and easier bed makeup | Larger domestic style backrests for enhanced comfort | ‘Dream Sleep’ mattress with honeycore foam construction and breathable anti-bacterial ultimate freshness fabric (model specific) | Integrated curtain pelmet | Standard Richmond soft furnishings with co-ordinating lined curtains and four standard size scatter cushions | Optional Belvoir soft furnishings with co-ordinating blackout curtains, armrest, two large square and two standard size scatter cushions | Textured finish durable floor vinyl | Deep pile loose fit drop in carpets (55 oz pile weight)

SERVICES

Electrical System

230v power supply with up to five new design interior sockets | TV station with 230v, 12v and one aerial socket | 12v internal lighting system including LED down-lighters and directional spotlights | 12v shower cubicle lighting | Centrally located under floor leisure battery storage locker | Centrally located electrical control panel | Domestic style consumer unit with dedicated access door | Switch mode battery charger with 20 amps output | RCD/MCB protection for mains electric system | 25 metre mains connecting lead

Water & Gas System

Truma Combi 6E heating system with combined water and room heating | User friendly digital control panel with adjustable fan and water boost functions | Dual fuel 6kw gas and 1.8kw electric power sources | Propane/Butane 30mb gas regulator mounted in gas locker compartment | Whale high flow submersible pump | Inboard rigid pipe waste plumbing system | Stainless steel circular kitchen sink and mixer tap, washing up bowl, drainer and chopping board | Thetford C-260 cassette toilet with integrated header tank | Inboard shower unit with ceramic ball mixer tap and Ecocamel shower head | Large fully lined square shower cubicle with bi-fold door and storage shelf

KITCHEN EQUIPMENT

Dometic 103 litre refrigerator with electronic ignition (model specific) | Dometic 117 litre refrigerator with electronic ignition (twin axle only) | Exclusive Dometic 133 litre tower refrigerator with electronic ignition (model specific) | Thetford Caprice combined oven, grill and hob with electronic ignition and flame failure device | Thetford dual-fuel hob with electric hotplate and 3 gas burners | Stainless steel 800 watt microwave oven

GENERAL EQUIPMENT

Remis pleated flyscreen and blinds to principal windows | Remis 2-part pleated flyscreen and blind to vertical skylight | Hartal pleated full length flyscreen to exterior door | Branded Radio/CD/MP3 player with iPod / MP3 player connection point | Branded dual cone stereo speakers for superior sound quality

SAFETY AND SECURITY

AL-KO AKS 3004 Stabiliser | WSL Individually Laser Balanced wheels fitted with ‘Security’ tyres and anti-tamper WSL Safety Bolts | TyrePal Tyre Pressure Monitor System (TPMS) ready | Wind down floor mounted spare wheel carrier and spare wheel (steel spare wheel) | High security one key operation throughout | CRiS identity number anti tamper labels attached to windows and inside gas locker | Concealed security data chip within caravan construction | Smoke alarm | Carbon monoxide alarm

OPTIONAL EXTRAS

AL-KO ATC Trailer Control System | AL-KO Secure portable wheel lock | Belvoir soft furnishings | Bespoke caravan bedding sets to co-ordinate with caravan soft furnishings (model specific) | Armrest for front dinette in Richmond upholstery

*Terms and conditions apply. Full specification and warranty information details can be found by visiting: www.baileyofbristol.co.uk


** Size comparison with equivalent models in the previous Pegasus range




THE COMPLETE PICTURE


Incorporating the expertise which only over sixty-five years of experience can bring the Bailey Unicorn has now firmly established itself as one of the most well-designed and most well-equipped caravans available today.


All of the layouts in the third-generation range have been appreciably reconfigured to maximise the available interior living space whilst maintaining their accessible unladen weights to provide a choice of eight great-looking models that are as practical as they are comfortable.

Seville  2





Madrid  3




Valencia  4



Vigo  4




Cadiz  4




Barcelona (Twin Axle)  4



Cartagena (Twin Axle)  4



Cordoba (Twin Axle)  4







360°





Barcelona

The stylish new interior featuring a modern 'Mendip Ash' furniture finish is beautifully showcased by the signature vertical front skylight by day and new LED task and mood lighting by night. Italian design locker doors with a dual gloss finish and soft close hinges combine with high quality soft-furnishings plus chrome fixtures and fittings to give models that unmistakable touch of class.

Unicorn's four-season touring credentials are further enhanced with an upgraded Alde central heating system featuring a new more economical boiler, a user friendly digital control panel and an additional washroom radiator whilst the new Truma 100 watt solar panel allows you the extra freedom to holiday where and when you want.

These well thought-out caravans include a host of new features designed to make your life easier. Ranging from the chef-friendly kitchens offering additional worktop space and increased storage, plus a new slim-line Dometic 133 litre tower refrigerator* to the fully-equipped washrooms featuring a separate square shower cubicle complete with a domestic style door and integral lighting. Everything has been considered to make trips away in your new Bailey Unicorn as relaxing as possible.

*single axle models only. Twin axle layouts feature the existing Dometic 190 litre fridge freezer



Cadiz



Cadiz




KEY UNICORN FEATURES

- 01** Opening vertical skylight
- 02** 100 watt Truma solar panel
- 03** AL-KO Secure portable wheel lock, Tracker system and high security one key operation for reduced insurance premiums and peace of mind
- 04** AL-KO caravan jack
- 05** 14" Alloy wheels fitted with premium brand tyres and anti-tamper WSL Safety Bolts
- 06** Drop-down extension combines with the kitchen worktop providing an additional useable space of up to 10%*
- 07** ALDE radiator heating and water heating system with washroom panel radiator
- 08** Dometic 133 litre tower refrigerator providing 30% extra storage capacity* (single axles only)
- 09** Branded DAB Radio/CD/MP3 player with USB connection point.
- 10** Fully lined rectangular shower cubicle with 25% additional space*

*Size comparison with equivalent models in the previous Unicorn range.

Optional Extras

- 11** Trafalgar soft furnishings with co-ordinating curtains, four shaped arm rests, two large and two small rectangular scatter cushions
- 12** Bespoke caravan bedding sets to co-ordinate with caravan soft furnishings (model specific)



	SEVILLE	MADRID	VALENCIA	VIGO	CADIZ	BARCELONA Twin-Axle	CARTAGENA Twin-Axle	CORDOBA Twin-Axle
Berths	2	3	4	4	4	4	4	4
Internal Length	4.915m / 16'2"	5.830m / 19'2"	5.830m / 19'2"	5.830m / 19'2"	5.830m / 19'2"	6.372m / 20'11"	6.380m / 20'11"	6.380m / 20'11"
Shipping Length	6.470m / 21'3"	7.372m / 24'2"	7.372m / 24'2"	7.372m / 24'2"	7.372m / 24'2"	7.920m / 26'0"	7.920m / 26'0"	7.920m / 26'0"
Overall Width	2.28m / 7'6"	2.28m / 7'6"	2.28m / 7'6"	2.28m / 7'6"	2.28m / 7'6"	2.28m / 7'6"	2.28m / 7'6"	2.28m / 7'6"
Overall Height	2.61m / 8'7"	2.61m / 8'7"	2.61m / 8'7"	2.61m / 8'7"	2.61m / 8'7"	2.61m / 8'7"	2.61m / 8'7"	2.61m / 8'7"
Internal Headroom	1.96m / 6'5"	1.96m / 6'5"	1.96m / 6'5"	1.96m / 6'5"	1.96m / 6'5"	1.96m / 6'5"	1.96m / 6'5"	1.96m / 6'5"
Awning Size	950cm	1045cm	1045cm	1045cm	1045cm	1091cm	1091cm	1091cm
Tyre Sizes	185/R14C LI102R	185/R14C LI102R	185/R14C LI102R	185/R14C LI102R	185/R14C LI102R	185/65 R14 LI86T	185/65 R14 LI86T	185/65 R14 LI86T
MTPLM	1369kg / 29.9cwt	1496kg / 29.4cwt	1493kg / 29.4cwt	1500kg / 29.5cwt	1491kg / 29.3cwt	1723kg / 33.9cwt	1717kg / 33.8cwt	1750kg / 34.4cwt
MRO	1242kg / 24.4cwt	1352kg / 26.6cwt	1339kg / 26.4cwt	1346kg / 26.5cwt	1337kg / 26.3cwt	1560kg / 30.7cwt	1554kg / 30.6cwt	1590kg / 31.3cwt
Total User Payload	127kg / 2.5cwt	144kg / 2.8cwt	154kg / 3.0cwt	154kg / 3.0cwt	154kg / 3.0cwt	163kg / 3.2cwt	163kg / 3.2cwt	160kg / 3.1cwt
<i>Bed Sizes</i>								
Front Double	6'3" x 6'6"	6'2" x 6'6"	5'11" x 6'6"	5'0" x 6'6"	5'11" x 6'6"	5'9" x 6'6"	5'9" x 6'6"	5'10" x 6'6"
Front N/S Single	6'3" x 2'2"	6'2" x 2'2"	5'11" x 2'2"	5'3" x 2'2"	5'11" x 2'2"	5'9" x 2'2"	5'9" x 2'2"	6'0" x 2'2"
Front O/S Single	6'3" x 2'2"	6'4" x 2'2"	6'0" x 2'2"	5'0" x 2'2"	6'0" x 2'2"	6'0" x 2'2"	6'0" x 2'2"	5'10" x 2'2"
N/S Single	-	6'4" x 2'4"	-	-	-	-	-	-
N/S Rear Fixed Single	-	-	-	-	6'3" x 2'4"	-	-	6'3" x 2'4"
O/S Rear Fixed Single	-	-	-	-	5'10" x 2'4"	-	-	5'10" x 2'4"
Rear Fixed Double	-	-	6'2" x 4'5"	6'1" x 4'8"	-	6'2" x 4'5"	6'1" x 4'8"	-

A tolerance in the MRO has been allowed for in the calculations of Payload Margins. The awning length measurement shown is to be interpreted as a guide only and an enquiry should be made to individual awning manufacturers as to the correct size. Visit www.baileyofbristol.co.uk for Unicorn metric bed sizes.

THE UNICORN RANGE

Seville

 2



Madrid

 3



Valencia

 4



Vigo

 4



Cadiz

 4



Barcelona Twin-Axle

 4




Cartagena Twin-Axle

 4



Cordoba Twin-Axle

 4



ALU-TECH BODYSHELL

Structural interlocking aluminium extrusion framework with no external fixing points and concealed awning channels on both sides | Five part fully bonded exterior panel assembly system | Upper body panels manufactured using superior bead application laminating technology for a stronger more consistent bond | Upper body panels built using a timber free construction, incorporating a composite plastic internal skeleton, a high density polystyrene insulation and a GRP inner wall lining | Upper body panels cloaked in a single sheet impact resistant GRP outer skin for extra durability | Supplied with a 6-year transferable bodysheIl integrity guarantee and a 3-year transferable manufacturers components warranty* | 4-year transferable extension to bodysheIl integrity guarantee available as a cost option (making 10 years in total)* | EN-1645 Grade III classification for heating and thermal insulation (cold chamber tested) | European Whole Vehicle Type Approved & certified by the National Caravan Council to be European Standard compliant

EXTERIOR FEATURES

'Polar white' bodysheIl | Aero-dynamic & aesthetically enhanced rear bodysheIl profile | AL-KO one-piece galvanised steel chassis, braking system and running gear | Flush-fit rear impact resistant bumper with integral chrome grab handles | Design step up a-frame fairing | 14" TUV tested alloy wheels | Heavy duty rear corner steadies | Hartal GRP skin two part large aperture exterior door with window, blind and waste bin | LED awning light with integral water management system | Double glazed Polyplastic opening vertical skylight in front dome | Double glazed Polyplastic opening windows throughout | Midi and mini Heki roof lights located throughout the main habitation area | Centrally mounted easy-access gas locker for enhanced stability and reduced nose weight | Exterior 230v socket and Truma gas BBQ point | 230v power inlet for mains hook-up | Status 550 telescopic directional digital television aerial | External satellite connection point | Centrally located easy access large exterior storage locker with moulded liner | Co-ordinating graphics scheme

INTERIOR FEATURES

Space

Internal headroom of 1.96m (6'5") throughout the length of the caravan | Body width of 2.28m (7'6") | Internal floor space up to 15% larger** | Front seats up to 10% longer** | Kitchen worktop space up to 10% larger**

Furniture & Soft Furnishings

Bailey 'Mendip Ash' furniture finish | Large front window shelf with heating vents | Recessed 2-drawer front chest with slide out occasional table and soft close drawers | Twin concealed storage pockets | Double skin bed box frames with beech sprung tops and drop down flaps | Slatted front bed make-up system on easy-glide track | Leatherette skylight surround with integral ambient and task lighting | Angled backrest and seat ventilation boards for enhanced heating efficiency | Lightweight freestanding table with dedicated storage | Vented aircraft style overhead locker system with split level storage and domestic soft close metal hinges | Structural locker dividers with greater load bearing capacity | Dual finish Italian design overhead locker doors | Dual-position slide-out TV bracket (model specific - accommodates a TV up to 18.5" in size) | Premium quality chrome finish fixtures and fittings | Internal grab handle for ease of access in and out of the caravan (model specific) | Leatherette multi-functional storage pouch | L'Italian stone' finish kitchen and washroom worktop laminate | Drop-down kitchen worktop extension | Co-ordinating Perspex splash-back | Design fixed double beds with aluminium frames and gas strut assisted opening mechanism | Solid domestic style washroom door with domestic metal handle | Fitted linen basket in washroom | Upholstery featuring premium quality fabrics, high density filling and superior 'Honeycore' foam construction | Standard Kensington soft furnishings with co-ordinating curtains, four shaped arm rests, two large square and two small rectangular scatter cushions | Optional Trafalgar soft furnishings with co-ordinating curtains, four shaped arm rests, two large square and two small rectangular scatter cushions | Textured finish durable floor vinyl | Deep pile loose fit drop in carpets (55 oz pile weight)

SERVICES

Electrical System

Truma 100 watt solar panel | 230v power supply with up to seven new design interior sockets | TV station with 230v, 12v and two aerial sockets | 12v internal lighting system including LED down-lighters and directional spotlights | 12v shower cubicle lighting | Centrally located under floor leisure battery storage locker | Centrally located electrical control panel | Domestic style consumer unit with dedicated access door | Switch mode battery charger with 20 amps output | RCD/ MCB protection for mains electric system | 25 metre mains connecting lead

Water & Gas System

Alde Hydronic Compact 3020 programmable radiator heating system with combined water heating | Alde 3020 boiler for improved fuel economy | Alde touch screen user-friendly control panel | Washroom panel radiator | Dual fuel 6.4 Kw gas and up to 3.15 Kw electric power sources | Propane/Butane 30mb gas regulator mounted in gas locker compartment | On-board 40L water tank (twin axles only) | Whale high flow submersible pump | Inboard rigid pipe waste plumbing system | Stainless steel circular kitchen sink with swan-neck mixer tap, washing up bowl, drainer and chopping board | Thetford C-260 cassette toilet with integrated header tank | Inboard shower unit with ceramic ball mixer tap and Ecocamel shower head | Large fully lined square shower cubicle with domestic style door and storage shelf | Extendable shaving mirror in washroom

KITCHEN EQUIPMENT

Exclusive Dometic 133 litre tower refrigerator with electronic ignition (single axles only) | Dometic 190 litre fridge and freezer with electronic ignition (twin axles only) | Thetford Caprice combined oven, grill and hob with electronic ignition and flame failure device | Thetford dual-fuel hob with electric hotplate and 3 gas burners | Stainless steel 800 watt microwave oven

GENERAL EQUIPMENT

Remis pleated flyscreen and blinds to principal windows | Remis 2-part pleated flyscreen and blind to vertical skylight | Hartal pleated full length flyscreen to exterior door | Branded DAB Radio/CD/MP3 player with iPod / MP3 player USB connection point | Branded dual cone stereo speakers for superior sound quality | Caravan clock

SAFETY AND SECURITY

AL-KO ATC Trailer Control System | AL-KO AKS 3004 Stabiliser | AL-KO shock absorbers | WSL Individually Laser Balanced wheels fitted with premium brand tyres and anti-tamper WSL Safety Bolts | NEW TyrePal Tyre Pressure Monitor System (TPMS) | Wind down floor mounted spare wheel carrier and spare wheel (steel spare wheel) | AL-KO caravan jack | AL-KO Secure portable wheel lock (two for twin axle models) | TRACKER Retrieve with 5 year standby battery life (including first 3 months subscription fee) | High security one key operation throughout | CRiS identity number anti tamper labels attached to windows and inside gas locker | Concealed security data chip within caravan construction | Smoke alarm | Carbon monoxide alarm

OPTIONAL EXTRAS

Trafalgar soft furnishings | Bespoke caravan bedding sets to co-ordinate with caravan soft furnishings (model specific)

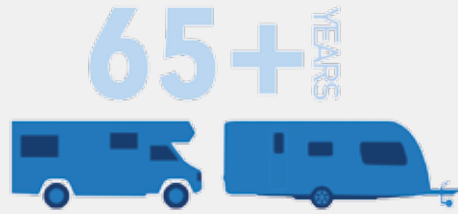
*Terms and conditions apply. Full specification and warranty information details can be found by visiting: www.baileyofbristol.co.uk

**Size comparison with equivalent models in the previous Unicorn range





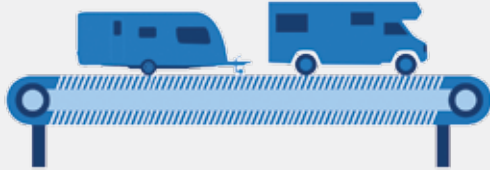
1 in 3 caravans sold in the UK is a Bailey, making it the most popular brand.



Bailey is the UK's longest established independent manufacturer with over 65 years experience in leisure vehicle production & design.



Bailey leisure vehicles are designed to be 75% recyclable to make them more environmentally friendly.




Bailey has the most advanced manufacturing plant in the UK, featuring the industry's only mechanised production line, allowing us to further improve both the quality and value of our vehicles.



Bailey products have received more third party endorsements from leading industry sources than any other in recent years re-affirming our position as the UK's favourite leisure vehicle brand.



All of our products are certified by the National Caravan Council and have attained Whole Vehicle Type Approval to ensure they are both legal and safe.



Our continuous programme of product development, using expertise from leading third-party authorities such as The University of Bath & the Millbrook Proving Ground, has taken real life testing of our caravans as far afield as the Australian Outback and the European Alps



Since 1948 approximately 170,000 Bailey leisure vehicles have been manufactured in Bristol. If positioned nose to tail these caravans and motorhomes would stretch over 1,000 miles – equivalent to the distance from Bristol to Vienna in Austria

KEEPING YOU SAFE ON THE ROAD

Bailey has worked closely with the Department of Mechanical Engineering at The University of Bath for many years to help develop the design and construction of our touring caravans to optimise their towing performance.

Design

As a result of the research carried out we have made some key changes to the design and layout of our caravans to make them inherently more stable with lower caravan nose weights, as a result making our caravans safer on the road. Changes include:

Alu-Tech Bodyshell Construction System

The development of this unique system has resulted in a greater proportion of weight now concentrated in the centre of the vehicle as opposed to the front and rear due to the absence of the heavy plastic cloaking panels used on conventionally built caravans.

Placement of heavy items

Moving heavy items such as the gas bottle locker and battery box nearer to the centre of the caravan over the axle.

Lightweight design

As a result of the lightweight design all of our single-axle caravans have an MTPLM of less than 1500kg further improving towing stability.

Safety

It is essential for your caravan to be matched with an appropriate towcar for safe towing.

Peace of mind

For further peace of mind AL-KO safety equipment is fitted as standard or offered as cost option on all our caravan ranges.

Wheel safety bolts

We have worked with our wheel supplier, Wheel Solutions, to offer a unique package which sets our caravans apart from the rest. Every wheel is fitted with WSL Caravan Wheel Safety bolts which have been designed to ensure the bolts stay tight* and prevent wheel theft.

Laser balanced wheels

All of our caravan wheels are laser balanced ensuring even wear and tear on all of the tyres.

*Before hitching up the caravan always check the wheel bolts are tightened to the correct torque.

Stability

It is important to load your caravan correctly as this can affect the towing performance of the caravan. Load heavy items such as the awning at a low level and as close to the axle as possible. Medium weight items such as food can be loaded around the heavy items whilst light items such as clothing and maps can be stored in the overhead lockers.



HEAVY ITEMS

MEDIUM ITEMS

LIGHT ITEMS



www.baileyofbristol.co.uk



Explore our social network and connect with us.

A large selection of parts and accessories are now available to buy in-store from our new Bailey Click and Collect Service Centre or online.

For more information visit www.bailey-parts.co.uk

This brochure does not constitute an offer by Bailey Caravans Ltd (Bailey). Bailey reserves the right to alter specifications and prices as market and supply conditions demand. Your Bailey retailer will confirm all specification details prior to you making your purchasing decision. E. & O. E. Bailey retailers sell our products of their own choice and not as agents of Bailey. Accordingly they have no authority to bind Bailey or to make any representation or undertaking whatsoever on behalf of Bailey. All household items illustrated in this brochure are used to enhance photography and are for display purposes only. They are not supplied with your touring caravan. Photographic colour reproduction is subject to the limitations of the production process.

Photography: Alan Bond - With thanks to Leigh Court and Wooda Farm Holiday Park.
Issued: September 2016

